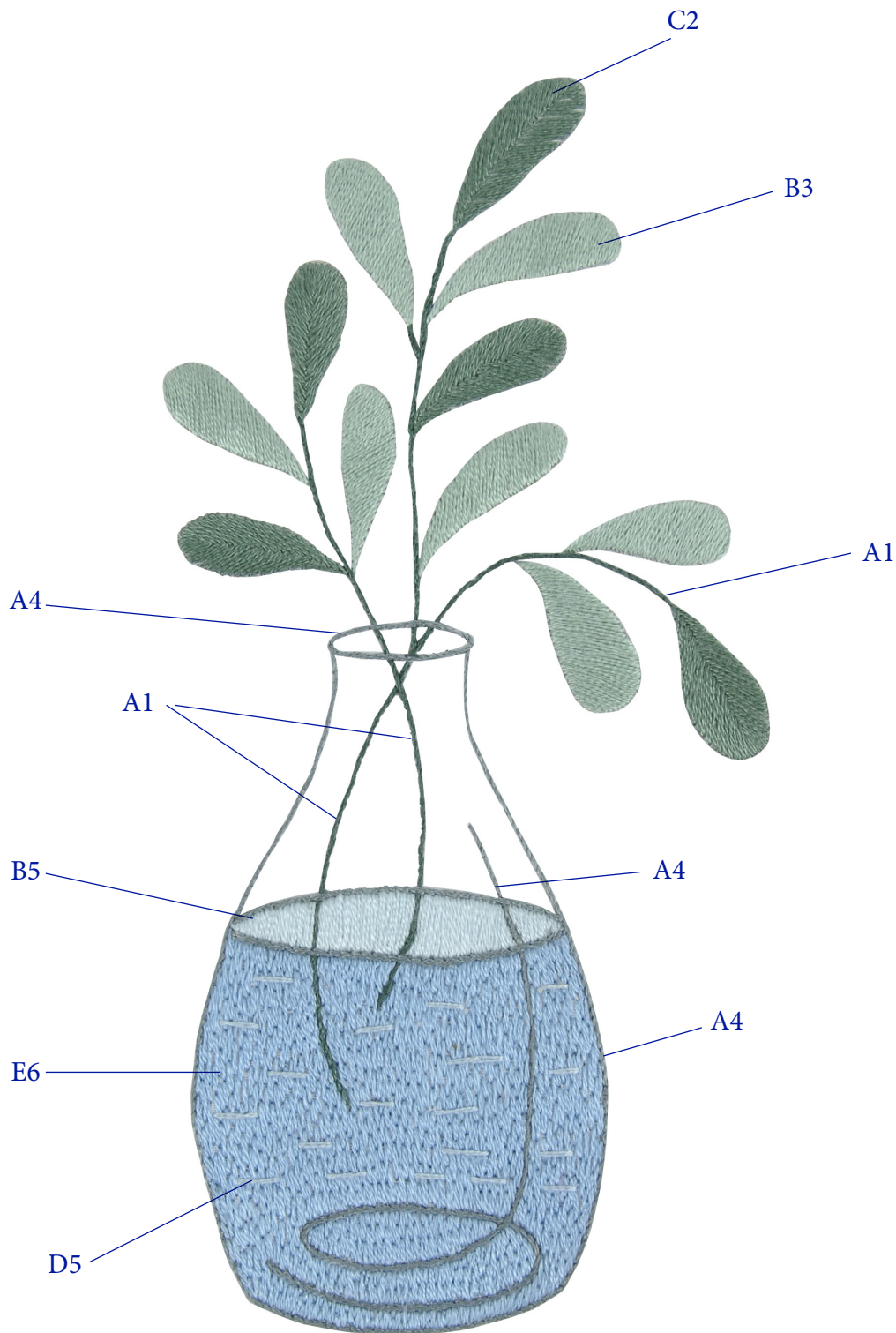


# POT VASE


COLOUR GUIDE / DIAGRAMME EN COULEUR



# POT VASE

TECHNICAL CHART / DIAGRAMME

---



# POT VASE

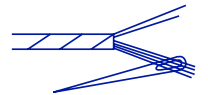
## INSTRUCTIONS

### TOOL KIT / FOURNITURES

DMC MOULINÉ SPECIAL ART 117  
 PERCALE COL. 3865 / PERCALE COL. 3865  
 NEEDLE / AIGUILLE (NO.12)  
 MAGIC SHEET OR TRANSFER PEN / FEUILLE MAGIQUE OU STYLO TRANSFERT  
 EMBROIDERY HOOP (OPTIONAL) / TAMBOUR (OPTIONNEL)  
 SCISSORS / CISEAUX






DESIGN SIZE / DIMENSIONS DESSIN  
 9 x 19 CM / 3,54" x 7,48"

USE 2 STRANDS  
 UTILISER 2 BRINS



### COLOUR / COULEURS


DMC MOULINÉ SPECIAL ART 117

CODE N° CODE N°	COLOUR COULEUR	N° SKEINS* N° D'ÉCHEVETTES*	CODE N° CODE N°	COLOUR COULEUR	N° SKEINS* N° D'ÉCHEVETTES*
1	 501	x 1	4	 926	x 1
2	 502	x 1	5	 828	x 1
3	 3817	x 1	6	 519	x 1

### STITCHES / POINTS

CODE LETTER  
LETTRE

A



Stem stitch / Point de tige

CODE LETTER  
LETTRE

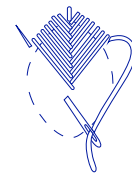
B



Satin stitch / Passé plat

CODE LETTER  
LETTRE

C



Fishbone stitch / Point de feuille

CODE LETTER  
LETTRE


D



Straight stitch / Point lancé

CODE LETTER  
LETTRE

E



Short and long stitch / Passé empiétant